



**NOTE:**

THESE ARE FULL PERMISSION TEXTURES

**FEATURES**

- Full Permission for download and use.
- Doors without knobs
- Doors with knobs
- 82 textures

**FYI**

These textures can be purchased individually at AJ's Texture Gallery in Akhsharumova SLurl:

<http://maps.secondlife.com/secondlife/Akhsharumova/160/144/77>. You can view and purchase them individually or at a discount of all items per vendor. If you'd like to have a customs collection set at a discount, send me a notecard of the items you'd like packaged together.



**TOS**

Please do not resale these textures and patterns by themselves in Second Life or other Virtual Worlds. Do not use them in RL products. Contact me in SL for any other SL or RL use. In SL, they must be part of a build and not as Full Permissions (FP). Refer to the Second Life Terms of Service <https://www.lindenlab.com/legal/second-life-terms-and-conditions>

**UNPACKING CASPERVEND**

CasperVend items come in a box and will probably show up in your Objects Folder. You'll need to rez or wear the box to open it and copy to your inventory.

**UNPACKING SL MARKETPLACE**

Marketplace purchases most likely will not be boxed and can be viewed in the contents tab on the product page. Those items will go to your Received Items Folder in your Inventory. Items with no copy permissions, will move in and out of inventory as you rez them and take them back. There may be a boxed copy of the product with the items.

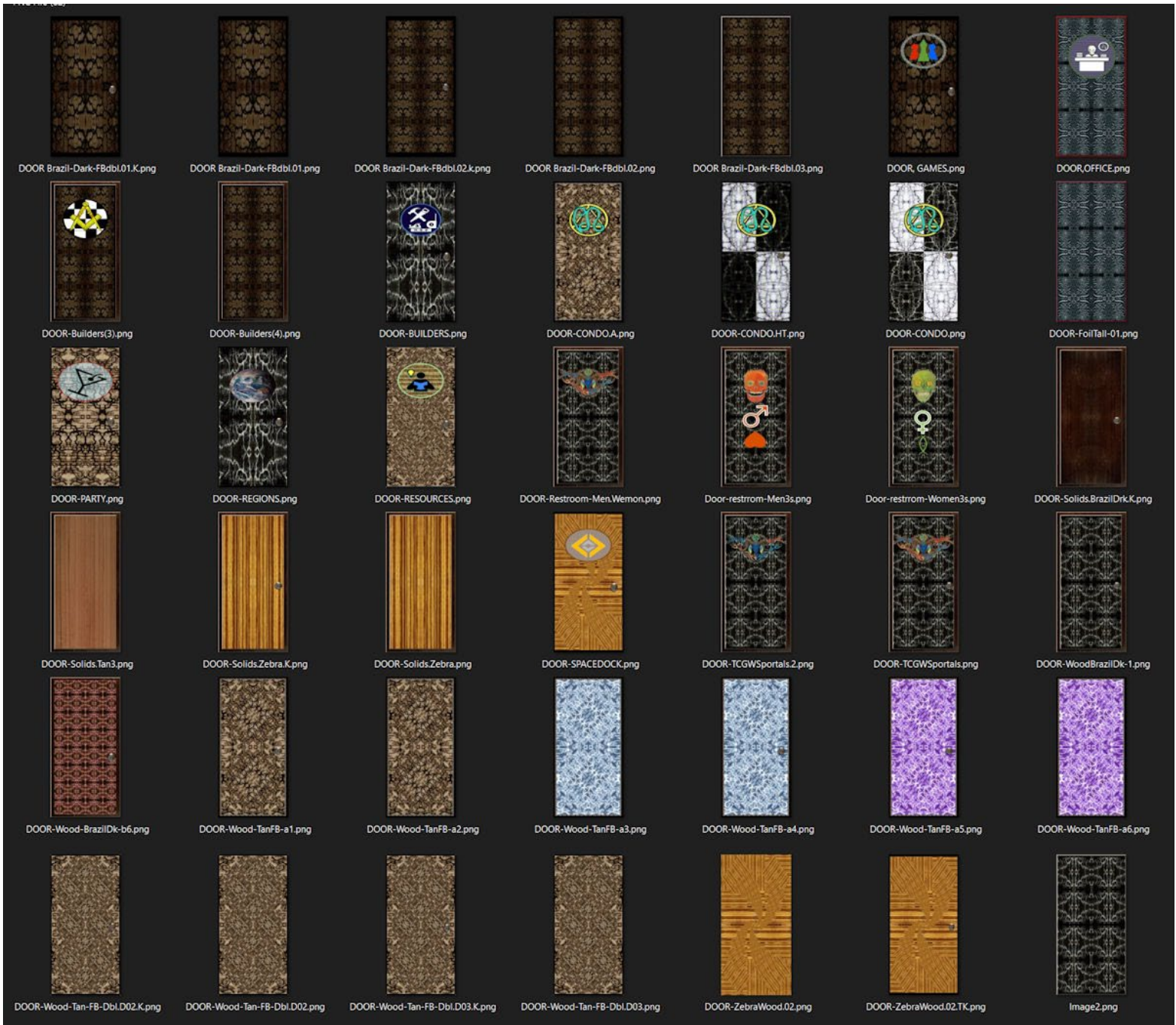
**ADDITIONAL INFORMATION**

The TCGWS project homepage is <http://sl.thunderchild.net> and the Artist's homepage is <http://thunderchild.net>. Special arrangements and designs are available by contacting the artist in-World (Thunderchild Allen aka AJ Leibengeist).

**AVAILABILITY**

Much of the artwork and textures that are available in Second Life are also available or similar products and textiles in Real Life. Find more information at <http://thunderchild.net> or grab the product "business & Artist Information" from the SL MP or CasperVend in-World.

thumbnails of the master set are on last pages of PDF.





DOOR\_RESTROOM.png



DOOR\_RunningArcher\_Clean.png



DOOR\_RunningArcher\_Knob.png



DOOR\_RunningArcher\_NoKn.png




DOOR\_SHOPPING.png



DOOR\_Wood\_Restroom-1.png



DOOR\_Wood\_Restroom-2.png



DOOR\_Builders(2).png



DOOR\_FoilTail-01.TK.png



Door-FracBurnFensQuad.png



Door-FracBurnFensQuad.TK.png



DOOR\_Garden.png




DOOR\_HeloDeck.png



DOOR\_KDCKrocks.3.png



DOOR\_KDCKrocks.a.png



DOOR\_KDCKrocks.png



DOOR\_Solids.BrazilDk.png



DOOR\_Solids.RedWood.K.png



DOOR\_Solids.RedWood.png



DOOR\_Solids.Tan1.K.png



DOOR\_Solids.Tan1.png



DOOR\_Solids.Tan2.K.png



DOOR\_Solids.Tan2.png



DOOR\_Solids.Tan3.K.png



DOOR\_WoodBrazilDk-2.png



DOOR\_WoodBrazilDk-3.png



DOOR\_WoodBrazilDk-4.png



DOOR\_Wood-BrazilDk-b1.png




DOOR\_Wood-BrazilDk-b2.png



DOOR\_Wood-BrazilDk-b3.png



DOOR\_Wood-BrazilDk-b4.png



DOOR\_Wood-BrazilDk-b5.png



DOOR\_Wood-TanFB-a7.png



DOOR\_Wood-TanFB-a8.png



DOOR\_Wood-TanFB-a9.png



DOOR\_Wood-TanFB-aa.png



DOOR\_Wood-Tan-FB-DbLD01.K.png



DOOR\_Wood-Tan-FB-DbLD01.png



DOOR\_Wood-Tan-FB-DbLD01.T.png



DOOR\_Wood-Tan-FB-DbLD01.TK.png